



architectural

The Black Line Trimmed

Ceiling Recessed Fixed Downlight

Description

The Black Line is a small profile fixed downlight available in trimmed and trimless options. Glare is so well managed you will not believe the fixture is on. Recessed unobtrusively above the ceiling, the compact Black Line projects a powerful glare-free line of light to the task below. This is the art and optical science of illumination presented in a compact 2–5/8" high design. Specially designed silicone cones that are magnetically fixed on a compact aluminum extrusion are removable to access the reflectors, which can be changed out on the site. The cones cover each of the system's LED modules providing maximum cut-off to enhance visual comfort.

Lamps

- LED: Cree
3.2W, 200lm, 3000K, CRI 90
3.2W, 197lm, 2700K, CRI 90

Construction

- Lamp modules have injection molded lenses with a matte finish and high temperature resistant silicone glare shields
- Silicone glare shields are held on with magnets

Notes

- Spotlights are available in 10° and 50° options
- Fixtures cannot be mounted end to end
- Listings: UL Listed, IP 20 dry rated only

Electrical

- Fixture is constant current, low voltage LED
- 13 watts per linear foot
- Total wattage: (2) lamp modules = 6.5 watts, (4) lamp modules = 13 watts, (8) lamp modules = 26 watts, (12) lamp modules = 39w
- IC rated splice box for retrofit or new construction contains 0–10v constant current dimmable driver
- Splice box can be accessed by removing fixture from ceiling

Photometrics

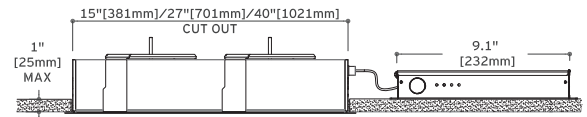
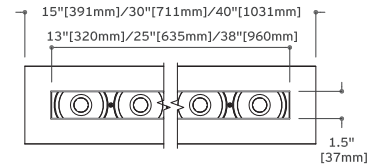
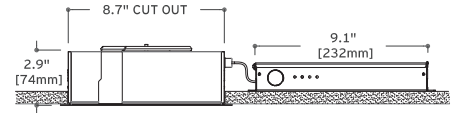
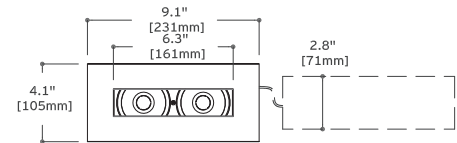
For current IES files please visit usa.flos.com

Warranty

2 years from date of sale

Fixture Type

Job Name



How to Specify ex. 03.0050.00.AUL

| QTY | Item Number | Beam Angle | Description | Finish | Power Supply |
|-----|-------------|------------|--|---------------------------|---|
| | 03.0050 | 10° | Black Line Trimmed, 8.3", 6.5W, 400lm, 3000K, CRI 90 | 00 = Primer 40 = White | AUL = Splice box, 1% dim, 0–10V, 120–277V |
| | 03.0052 | 50° | | | |
| | 03.0051 | 10° | Black Line Trimmed, 8.3", 6.5W, 394lm, 2700K, CRI 90 | 00 = Primer 40 = White | AUL = Splice box, 1% dim, 0–10V, 120–277V |
| | 03.0053 | 50° | | | |





architectural

The Black Line Trimmed

Ceiling Recessed Fixed Downlight

Fixture Type

Job Name

How to Specify (cont'd) ex. 03.0050.00.AUL

| QTY | Item Number | Beam Angle | Description | Finish | Power Supply |
|-----|-------------|------------|---|--------|--------------|
| | 03.0054 | 10° | Black Line Trimmed, 14.6", 13W, 800lm, 3000K, CRI 90 | | |
| | 03.0056 | 50° | | | |
| | 03.0055 | 10° | Black Line Trimmed, 14.6", 13W, 788lm, 2700K, CRI 90 | | |
| | 03.0057 | 50° | | | |
| | 03.0058 | 10° | Black Line Trimmed, 27", 26W, 1600lm, 3000K, CRI 90 | | |
| | 03.0060 | 50° | | | |
| | 03.0059 | 10° | Black Line Trimmed, 27", 26W, 1576lm, 2700K, CRI 90 | | |
| | 03.0061 | 50° | | | |
| | 03.0062 | 10° | Black Line Trimmed, 39.8", 39W, 2400lm, 3000K, CRI 90 | | |
| | 03.0064 | 50° | | | |
| | 03.0063 | 10° | Black Line Trimmed, 39.8", 39W, 2364lm, 2700K, CRI 90 | | |
| | 03.0065 | 50° | | | |

00 = Primer
40 = White

AUL = Splice box, 1% dim, 0-10V,
120-277V

