



architectural

Light Shooter Fixed Trimmed

Ceiling Recessed Trimmed Fixed Downlight

Description

High performance recessed luminaires that combines the latest LED technology and a very efficient conical system. The Light Shooter is designed to give you the highest output with excellent glare protection. Offering a wide range of options, optics and accessories, the Light Supply is available in fixed, wall-washer and adjustable versions, as well as trimmed and trimless, making a complete family that can be used throughout a project for many different lighting needs.

Lamps

- LED: Cree
10W, 910lm, 3000K, CRI 90
11W, 1060lm, 3000K, CRI 90
10W, 850lm, 2700K, CRI 90
11W, 910lm, 2700K, CRI 90

Construction

- The fixed and adjustable LED versions are available with enclosed and open optics (14 degree and 26 degree)
- Die cast aluminum lamp body
- Accessories include: elliptical distribution lens and anti-glare grid in aluminium cells with black liquid paint finish

Electrical

- Constant current, low voltage 10W and 11W LED (integral)
- 0-10v dimmable constant current driver

Notes

- Factory suggests 10" minimum plenum height
- Listings: UL Listed, IP44 damp location

Photometrics

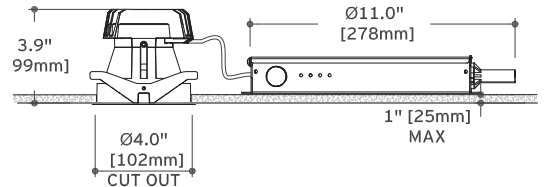
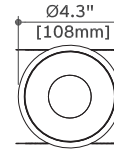
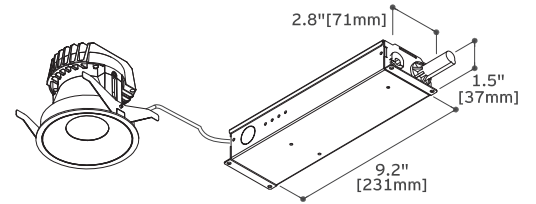
For current IES files please visit usa.flos.com

Warranty

2 years from date of sale

Fixture Type

Job Name



How to Specify ex. 03.6506.40.AUL

QTY	Item Number	Beam Angle	Description	Finish	Power Supply
	03.6506	14	Light Shooter Fixed Trimmed, LED, 10W, 910lm, 3000K, CRI 90	<input type="checkbox"/> 14 = Black	AUL = Splice box, 1% dim, 0-10V, 120V
	03.6507	26		<input type="checkbox"/> 40 = White	A7U = Splice box, 1% dim, 0-10V, 277V AGT = Splice box, 10% dim, ELV, 120V
	03.6564	14	Light Shooter Fixed Trimmed, LED, 11W, 1060lm, 3000K, CRI 90	<input type="checkbox"/> 14 = Black	AUL = Splice box, 1% dim, 0-10V, 120V
	03.6565	26		<input type="checkbox"/> 40 = White	A7U = Splice box, 1% dim, 0-10V, 277V AGT = Splice box, 10% dim, ELV, 120V
	03.6509	14	Light Shooter Fixed Trimmed, LED, 10W, 850lm, 2700K, CRI 90	<input type="checkbox"/> 14 = Black	AUL = Splice box, 1% dim, 0-10V, 120V
	03.6510	26		<input type="checkbox"/> 40 = White	A7U = Splice box, 1% dim, 0-10V, 277V AGT = Splice box, 10% dim, ELV, 120V
	03.6566	14	Light Shooter Fixed Trimmed, LED, 11W, 910lm, 2700K, CRI 90	<input type="checkbox"/> 14 = Black	UL = Splice box, 1% dim, 0-10V, 120V
	03.6567	26		<input type="checkbox"/> 40 = White	7U = Splice box, 1% dim, 0-10V, 277V GT = Splice box, 10% dim, ELV, 120V





architectural



Light Shooter Fixed Trimmed

Ceiling Recessed Trimmed Fixed Downlight

Fixture Type

Job Name

Optional Accessories

Image	QTY	Item Number	Description
		08.8412.14	Honeycomb anti-glare louvre
		08.8041.68	Elliptical Lens

