

Light Supply Adjustable, Trimmed

Ceiling Recessed Trimmed Adjustable Downlight

Description

A range of compact LED downlights capable of up to 3000 lm output, specially designed for public spaces and retail installations. Offering a wide range of options, optics and accessories, the Light Supply is available in fixed, wall-washer and adjustable versions, as well as trimmed and trimless, making a complete family that can be used throughout a project for many different lighting needs. Lamp orientation is easy, precise, and reliable through an intuitive mechanism.



Lamps

LED: Xicato
 26W, 2280lm, 3000K, CRI 98
 28W, 3000lm, 3000K, CRI 80
 28W, 3000lm, 4000K, CRI 80

Delivered lumen from 1292 lm up to 1871 lm

Construction

Adjustable version features a dismantlable optic support cylinder, to be easily unscrewed from the luminaire, in order to completely access the electronic and to install the professional accessories available.

Die cast aluminum lamp body

Accessories include: elliptical distribution lens and anti-glare grid in aluminium cells with black liquid paint finish, Pre-installation frame or Soft Architecture installation plate.

Photometrics

For current IES files please visit architectural.flosusa.com

Finish

40 White 14 Black



Electrical

Fixture is constant current, low voltage 26W or 28W LED (integral)

Available with splice box, containing 0-10V or ELV dimmable constant current driver.

Notes

Maximum tilt angle 35°

Maximum rotation 365°

Trimless versions must be mounted in a standard pre-installation metal frame (shipped separately with product) or in a Soft Architecture technology installation plate for 1/2" dry ceilings

Spot, medium and flood reflectors are available as accessories to change the light beam angle without needing to dismount the fixture from the ceiling

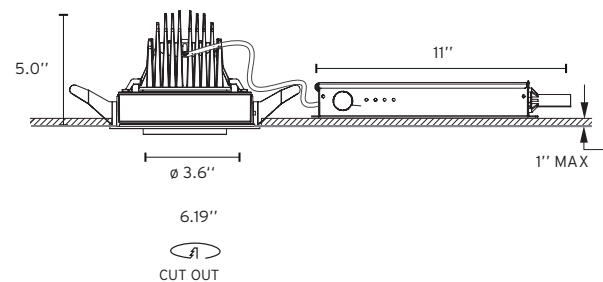
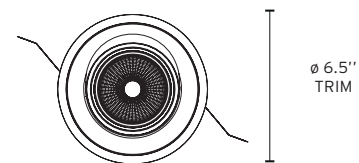
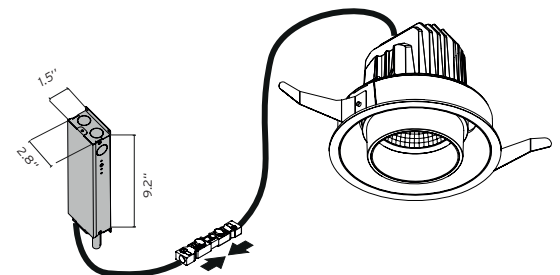
Factory recommends 9.4" (239mm) minimum plenum height

Housing details available upon request

Listings: UL Listed, IP23 dry location only

Warranty

2 years from date of sale.



Light Supply Adjustable, Trimmed

Ceiling Recessed Trimmed Adjustable Downlight

How to Specify ex. 03.6600.40.UL

Item Number	Beam Angle	Description	Finish	Power Supply
03.6600 03.6601 03.6602	16° 24° 33°	Light Supply Adjustable Trimmed, LED, 28W, 3000lm, 3000K, CRI 80	<input type="checkbox"/> 40 = White <input checked="" type="checkbox"/> 14 = Black	90 = Housing with LED driver 830mA, ELV, 120V UL = Splice Box, 1% Dim, 0-10V, 120V 7U = Splice Box, 1% Dim, 0-10V, 277V GT = Splice box, 10% dim, ELV, 120V
03.6603 03.6604 03.6605	16° 24° 33°	Light Supply Adjustable Trimmed, LED, 28W, 3000lm, 4000K, CRI 80	<input type="checkbox"/> 40 = White <input checked="" type="checkbox"/> 14 = Black	90 = Housing with LED driver 830mA, ELV, 120V UL = Splice Box, 1% Dim, 0-10V, 120V 7U = Splice Box, 1% Dim, 0-10V, 277V GT = Splice box, 10% dim, ELV, 120V
03.6606 03.6607 03.6608	16° 24° 33°	Light Supply Adjustable Trimmed, LED, 26W, 2280lm, 3000K, CRI 98	<input type="checkbox"/> 40 = White <input checked="" type="checkbox"/> 14 = Black	90 = Housing with LED driver 830mA, ELV, 120V UL = Splice Box, 1% Dim, 0-10V, 120V 7U = Splice Box, 1% Dim, 0-10V, 277V GT = Splice box, 10% dim, ELV, 120V









Optional Accessories

Image	QTY	Item Number	Description
		TRAY-0007	Registration tray -non electrical, place holder for non IC new construction, ø 6.19"

Light Supply Adjustable, Trimmed

Ceiling Recessed Trimmed Adjustable Downlight

Optional Accesories

Image	QTY	Item Number	Description
		08.8118.68	Elliptical Lens
		08.8177.68	Flood lens
		08.8242.14	Black painted aluminium cross baffle
		08.8049.14	Honeycomb anti-glare louvre (small cells)
		08.8377.14	Honeycomb anti-glare louvre (big cells)
		08.8413.00	Spot (spare reflector)
		08.8414.00	Flood (spare reflector)
		08.8415.00	Wide Flood (spare reflector)