

Magnet Spot

Ceiling Surface Accent Light

Description

Accent LED Spot modules can be rapidly exchanged and repositioned without tools. Light elements are quick to install on ferrous metal surfaces thanks to a magnetic base. Standard beam spread is 20°. Additional interchangeable lenses are available.

Lamps

POWER LED: CREE
 6W, 680lm, 2700K, CRI 90
 6W, 700lm, 3000K, CRI 90
 Delivered lumens from 424lm up to 439lm

Electrical

Fixture is constant current, low voltage LED
 Fixture is 6 watts
 Class II Remote 0-10V dimmable power supply 120-277V not included, order separately

Construction

Luminaire body made of die cast aluminium.

Photometrics

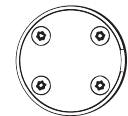
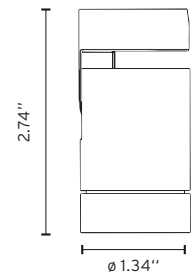
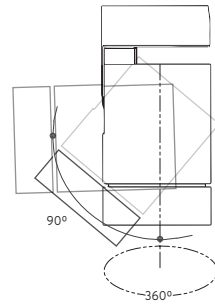
For current IES files please visit architectural.flosusa.com

Notes

Additional Flood, Wide flood and elliptical optics available to be ordered separately
 Optional extra long snoot
 Listings: UL Listed, IP20

Warranty

2 years from date of sale



Finish

■ 14= Black □ 30= White



How to Specify

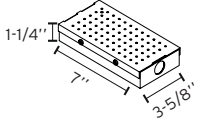
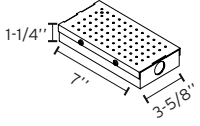
ex. 03.6204.14B90

QTY	Item Number	Beam Angle	Description	Finish	Power Supply
	03.6204	20°	Magnet Spot 6W, 680lm, 2700K CRI90	<input type="checkbox"/> 14 = Black <input type="checkbox"/> 30 = White	B90 = Remote Power Supply (see options)
	03.6205	20°	Magnet Spot 6W, 700lm, 3000K CRI90	<input type="checkbox"/> 14 = Black <input type="checkbox"/> 30 = White	B90 = Remote Power Supply (see options)

Magnet Spot





Ceiling Mounted Directional Accent

Required Accessories

Image	QTY	Item Number	Description
		SP40W500MA-10V-A02	Remote Driver Optotronic 40W 120-277, 0-10V Dimming. UL listed. Can feed up to 4 fixtures. Consult factory for alternate driver options.
		SP25W500MA-10V-A02	Remote Driver Optotronic 25W 120-277, 0-10V Dimming. UL listed. Can feed up to 3 fixtures Required for Canada. Consult factory for alternate driver options.

Note: May be used with Class 2 listed drivers other than shown. Consult factory to confirm suitability.

Optional Accessories

Image	QTY	Item Number	Description
		08.8760.00	Flood Lens Accessory 23°
		08.8761.00	Wide Flood Lens Accessory 33°
		08.8759.00	Elliptical Lens Accessory
		08.8427.14	Extra long snoot for added shielding in aluminum with black finish (does not protrude from channel when tucked up into housing)